

**5 YEAR FACTORY WARRANTY
30 DAY MONEY BACK
GUARANTEE**

The Peet Shoe Dryer is guaranteed for a period of five years from the date of purchase to be free from any defects in workmanship or materials, provided the dryer is used according to the instructions in this booklet. It is guaranteed unbreakable in normal use for this same period. This guarantee is in lieu of all other guarantees, expressed or implied.

Under the terms of this guarantee your dryer will be repaired or replaced. Send defective dryer (shipping charges post-paid) together with \$4.00 to cover return shipping and handling costs. **DO NOT RETURN THE DRYER TO YOUR DEALER.**

For 30 days from the date of purchase, Peets will refund the entire purchase price of the Shoe Dryer if it fails to operate as advertised. Send the Shoe Dryer, along with your sales receipt, to the factory. Include a brief explanation for the return.

DO NOT RETURN THE DRYER TO YOUR DEALER

Send by UPS to Peet Shoe Dryer Rt. 1, Peet Lane St. Maries, ID 83861	OR	Send to: Peet Shoe Dryer P.O. Box 618 St. Maries, ID 83861-0618
---	-----------	--

208-245-2095

Upon repair or replacement of a defective Shoe Dryer, the money back guarantee will be in effect for 30 days following shipment from the manufacturer.


This is a direct factory guarantee only. Fill out and return the attached guarantee card to register your guarantee.

Date purchased _____

KEEP THIS PORTION FOR YOUR RECORDS

Printed in U.S.A.

WC 1198



IMPORTANT

**Please read and follow
all instructions in this
booklet for proper
operation of the
Shoe Dryer.**

**30 Day
Money Back Guarantee
5 Year Factory Warranty
Information Inside**

**Retain this booklet
for reference**

OPERATING INSTRUCTIONS

The Shoe Dryer is designed for easy use and a lifetime of service. When you follow these simple instructions and guidelines, the Shoe Dryer will dry any shoes, boots or waders safely overnight. Drying time may be shorter depending on the material and the degree of dampness.

1. Place footpiece extensions on the tops of the drying tubes.
2. To turn on the Shoe Dryer, simply plug it in.
The Shoe Dryer will get warm reaching its maximum temperature in 10 minutes, but it does not get hot. Because there are no fans or moving parts, the Shoe Dryer does not blow hot air or make noise.
3. Make sure footwear is free of excess dirt or mud. You can wash and dry your footwear without damage to any type of material. If wetness is caused by perspiration, shoes can be washed first, or simply dried directly on the Shoe Dryer.
4. Do not place the Shoe Dryer close to a second heat source, such as a furnace register, and keep air vents at the back of the base clear of obstructions.
5. Place shoes or boots upside down over footpieces and tubes.
 - a. *Make sure the toe is higher than the heel; otherwise, the toe may not dry thoroughly.*
 - b. Loosen tongue and laces for a loose fit between the footwear and the tubes. This will allow air to circulate properly. If footwear has elastic tops, roll up once to loosen the fit.
 - c. **THERE MUST BE AT LEAST 6" OF CLEARANCE BETWEEN THE TOP OF THE BOOT OR SHOE AND THE BASE OF THE DRYER.** (See illustration A.) This will allow the warm air to move freely for proper drying.

Remember to use extensions when necessary. Knee boots require 6" extensions. Hip boots require (1) pair of 12" extensions and chest waders require (2) pair of 12" extensions. If these accessory extensions are not available from the retailer where you purchased this dryer, you may obtain them by using the convenient order form attached.

QUESTIONS & ANSWERS

- Q. Why doesn't the Shoe Dryer get hot or make any noise?
- A. The Shoe Dryer is not designed to get hot. It creates a gentle, warm air flow, without fans, using thermal convection technology. Because there are no fans or hot air, this system is quiet and safe for all types of materials.
- Q. Can I dry gloves on the Shoe Dryer?
- A. The Shoe Dryer is not recommended for gloves or other articles of clothing. Proper air circulation is necessary to avoid over-drying. Most gloves have elastic or are too small at the wrist, and therefore close off the necessary air flow.
- Q. Will it harm my shoes to leave them on the Shoe Dryer longer than overnight?
- A. No. In fact, footwear can be left on the Shoe Dryer indefinitely, without any harm to the material.
- Q. Do I still need to oil or grease my leather boots and shoes?
- A. Yes. Continue to use boot grease or oil as recommended by the manufacturer to insure the long life of your footwear.
- Q. Is it safe to wash leather footwear?
- A. Yes! Many leather boot manufacturers suggest periodic washing with mild soap and warm water, using a soft bristled brush to loosen dirt and perspiration residue. The footwear should be rinsed inside and out until the rinse water is clear - then dried on the Shoe Dryer.

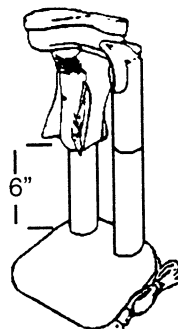


Illustration A.

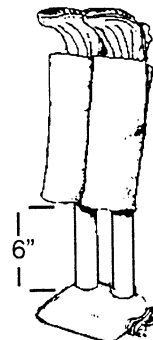


Illustration B.