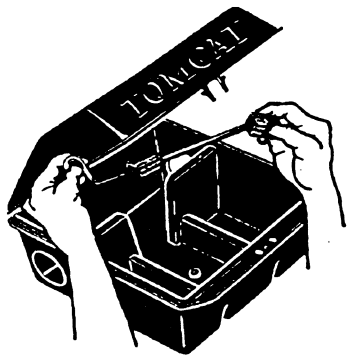


How to use


TOMCAT® Horizontal Bait Securing Rods



- 1** Place HAWK, TOMCAT, JAGUAR or RAMPAGE BAIT CHUNX onto straight end of the TOMCAT Bait Securing rod.




- 2** Insert that end into the circular groove inside the front wall of the station.




- 3** Insert the hooked end of the rod into the hole on top edge of the baffling and snap down to secure.

How to use


TOMCAT® Vertical Bait Securing Rods



- 1** Insert either end of the TOMCAT Vertical Bait Securing Rod into one of the holes in the floor of the baiting areas.



- 2** Place HAWK, TOMCAT, JAGUAR or RAMPAGE BAIT CHUNX onto the TOMCAT Vertical Bait Securing Rod.



- 3** Close the lid of the TOMCAT to secure the rods into place.

