

FENCE-FLAG™

Fence Warning Device

CONTAINS: 12 STAINLESS STEEL K-CLIPS™
12 RIGID PLASTIC FLAGS

MODEL #11



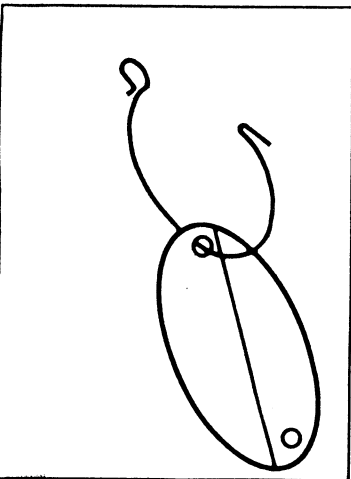
- ★ Makes a line of fence more visible to livestock, wildlife & humans!
- ★ Install on smooth hot fence, multi-strand barbed wire, woven livestock fence and high tensile fence!
- ★ For wire diameters up to 1/8". Can also be applied to soft cordage up to 5/16" diameter!
- ★ A safer line of fence barrier!
- ★ To detect a down line of fence at a greater distance!
- ★ Excellent visibility in darkness!
- ★ Dips & flutters with the slightest breeze!
- ★ Recommended spacing every 10 feet!

CAUTION:

- ★ Never work on a line of fence when it is connected to an electrical power source!
- ★ Never work on a line of fence in inclement weather!
- ★ As with all tools, wear safety glasses!


Instructions

Step 1




Thread the hook end of the clip through one of the holes of the plastic flag.

Step 2



With your thumb on the loop side of the clip and index finger on the hook side, compress the clip causing the hook to pass through the loop; so as to create a sufficient gap for the fence wire to fit between the hook & loop.

Step 3



With the fence wire between the compressed hook & loop, release finger compression allowing the fence wire to be secured between the hook & loop, as the hook passes back through the loop.

Contains

12 STAINLESS STEEL K-CLIPS™
Part #PC-101 of stainless steel. Designed to be slip resistant on smooth wire. No tools needed; simple finger tip compression to apply. Will last longer than the fence it's attached to.

12 RIGID PLASTIC FLAGS
Part #F-35 is outdoor formulated. A spare hole for greater longevity. Bright white for greater visibility, even in darkness. A permanent angled fold off centers the holes.