



GROUND CONTROL HORSESHOES

GROUND CONTROL HORSESHOES

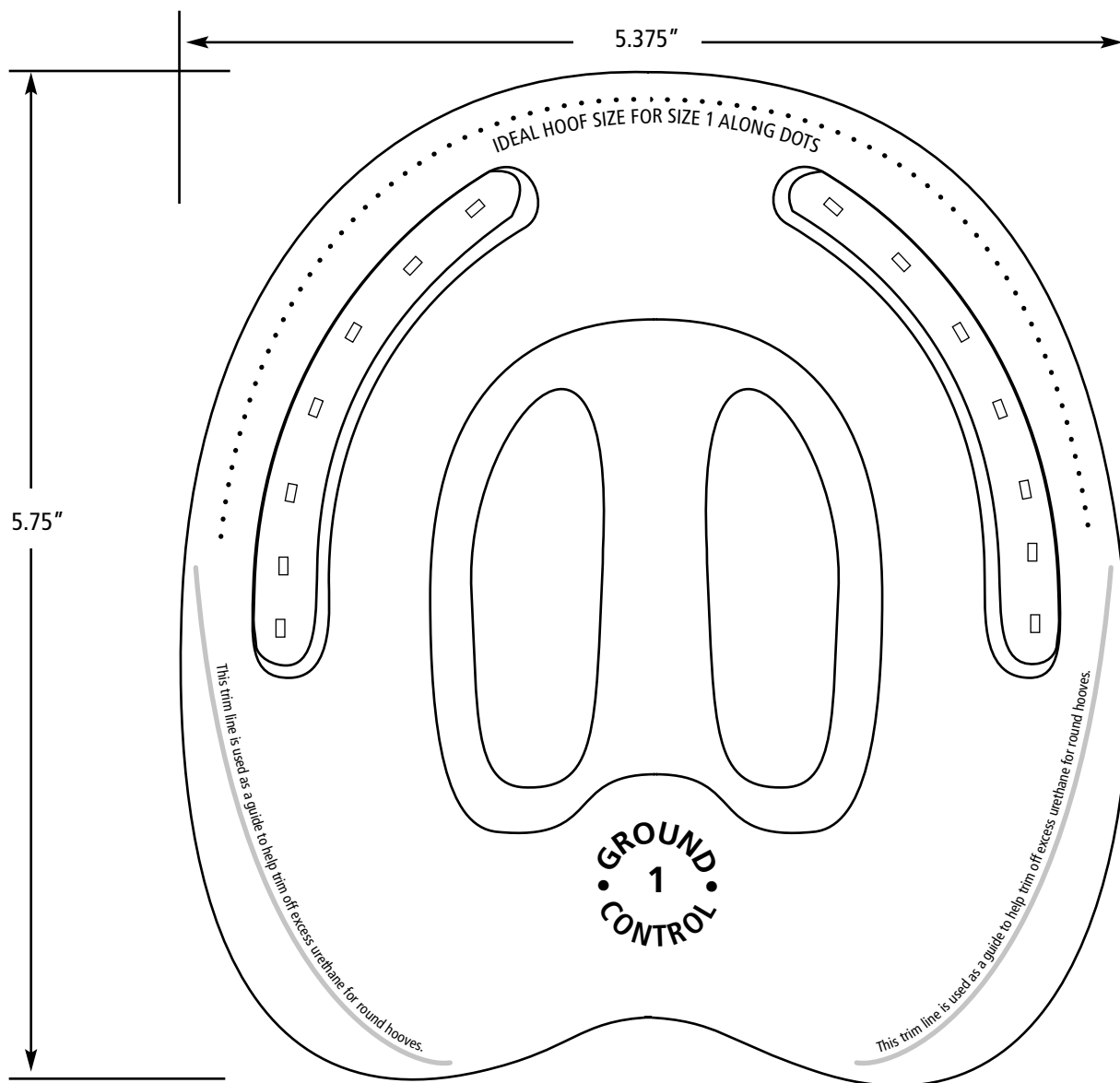
SIZING CHART

CALL (877) TRACTION

www.plastichorseshoes.com

TO SELECT SHOE SIZE:

Lift hoof (as if you were going to clean it with a hoof pick). Get an assistant to help you if needed. Place this paper over the hoof and determine which size comes closest to **trimmed** hoof. (See ideal hoof size along dots). Measure both front and hind hooves, since some horses take a smaller hind shoe.



The unique design of the Ground Control Horseshoe shape fits both front (usually round) and hind (usually oval) hooves. Just trim the shoe to fit the horse's hoof shape using the helpful trim guide that is imprinted on the shoe if required for a round hoof. If there is a choice between a larger or smaller size, we recommend the larger. Achieve a custom fit by rasping off excess urethane, fitting shoe to the hoof.

If you are receiving this chart by fax or pdf, check measurements against a ruler first as some distortion may occur. →

Test that this box is 1" x 1" square



**GROUND CONTROL™
HORSESHOES**

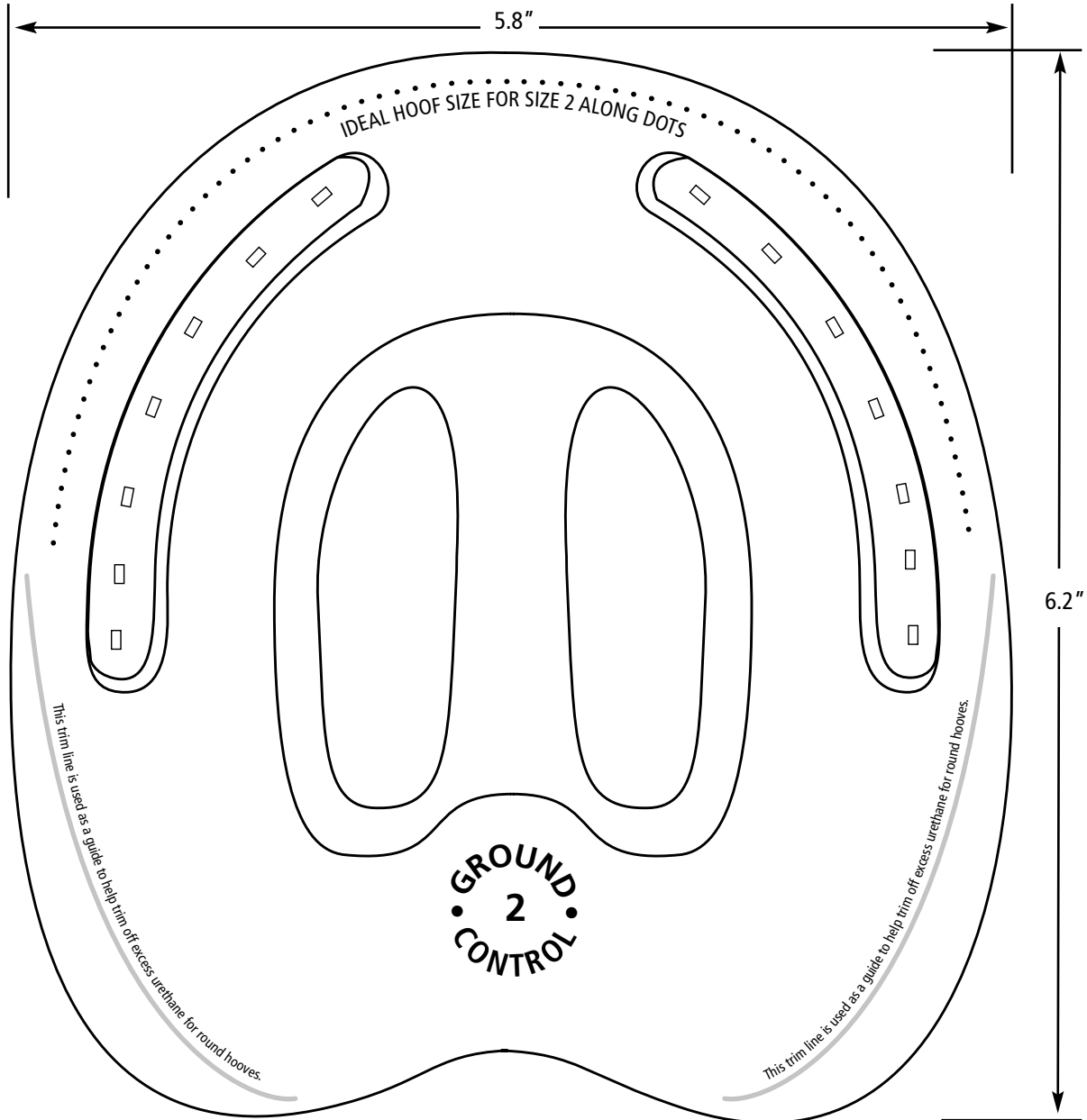
SIZING CHART

CALL (877) TRACTION

www.plastichorseshoes.com

TO SELECT SHOE SIZE:

Lift hoof (as if you were going to clean it with a hoof pick). Get an assistant to help you if needed. Place this paper over the hoof and determine which size comes closest to **trimmed** hoof. (See ideal hoof size along dots). Measure both front and hind hooves, since some horses take a smaller hind shoe.



The unique design of the Ground Control Horseshoe shape fits both front (usually round) and hind (usually oval) hooves. Just trim the shoe to fit the horse's hoof shape using the helpful trim guide that is imprinted on the shoe if required for a round hoof. If there is a choice between a larger or smaller size, we recommend the larger. Achieve a custom fit by rasping off excess urethane, fitting shoe to the hoof.

If you are receiving this chart by fax or pdf, check measurements against a ruler first as some distortion may occur. →

Test that this box is 1" x 1" square



**GROUND-CONTROL
HORSESHOES**

**GROUND-CONTROL™
HORSESHOES**

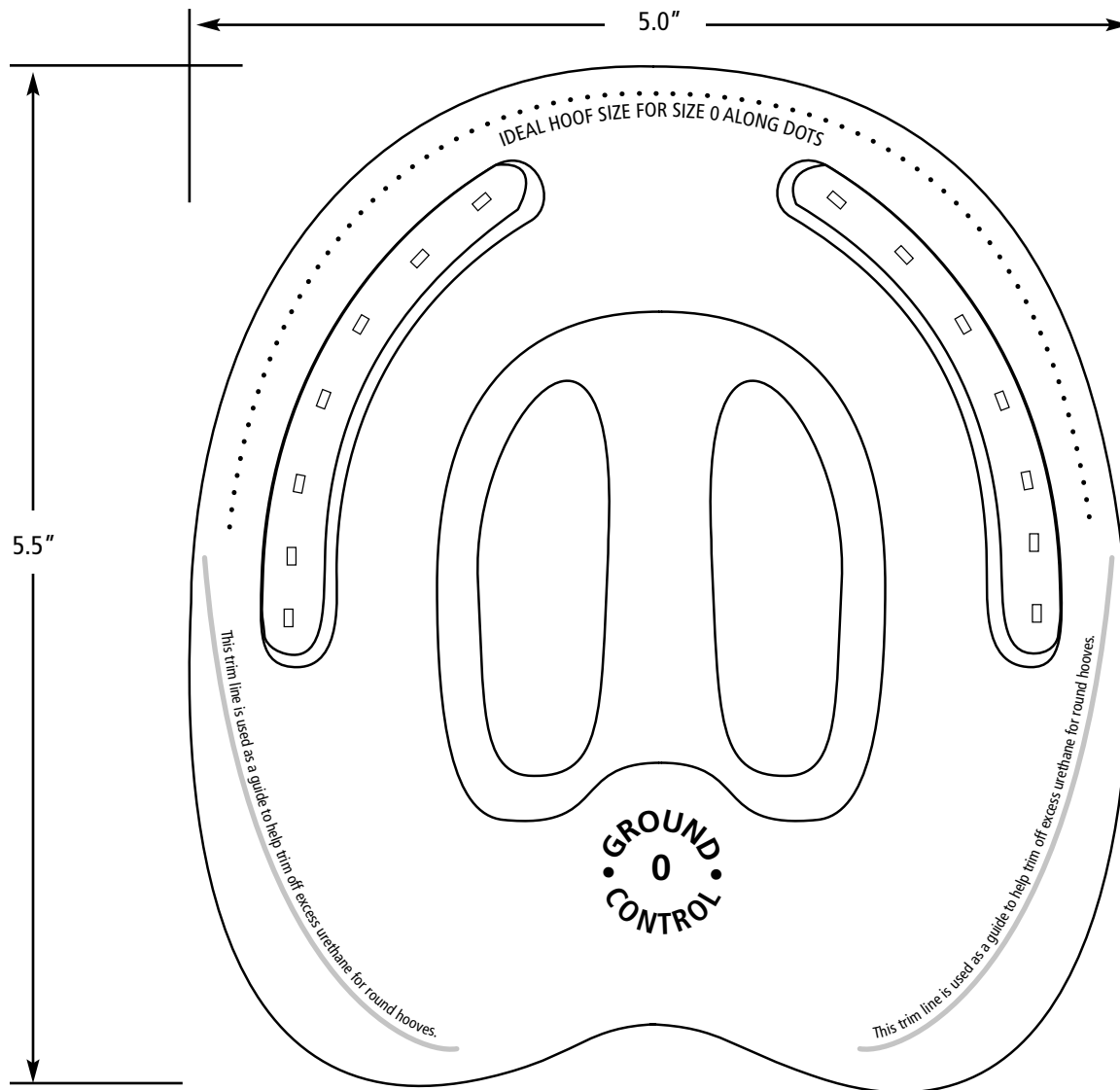
SIZING CHART

CALL (877) TRACTION

www.plastichorseshoes.com

TO SELECT SHOE SIZE:

Lift hoof (as if you were going to clean it with a hoof pick). Get an assistant to help you if needed. Place this paper over the hoof and determine which size comes closest to **trimmed** hoof. (See ideal hoof size along dots). Measure both front and hind hooves, since some horses take a smaller hind shoe.



The unique design of the Ground Control Horseshoe shape fits both front (usually round) and hind (usually oval) hooves. Just trim the shoe to fit the horse's hoof shape using the helpful trim guide that is imprinted on the shoe if required for a round hoof. If there is a choice between a larger or smaller size, we recommend the larger. Achieve a custom fit by rasping off excess urethane, fitting shoe to the hoof.

If you are receiving this chart by fax or pdf, check measurements against a ruler first as some distortion may occur. →

Test that this box is 1" x 1" square



**GROUND CONTROLTM
HORSESHOES**

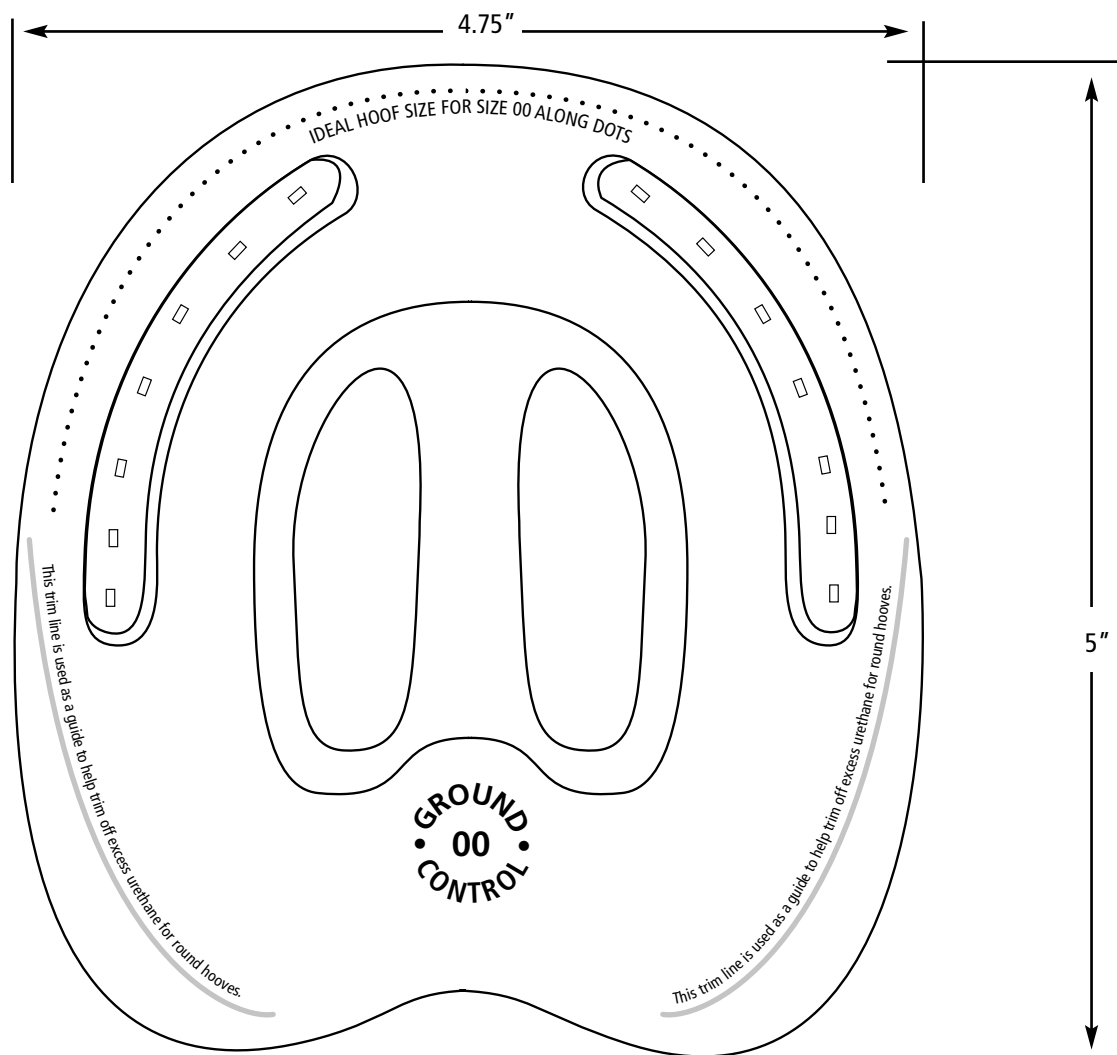
SIZING CHART

CALL (877) TRACTION

www.plastichorsehoes.com

TO SELECT SHOE SIZE:

Lift hoof (as if you were going to clean it with a hoof pick). Get an assistant to help you if needed. Place this paper over the hoof and determine which size comes closest to **trimmed** hoof. (See ideal hoof size along dots). Measure both front and hind hooves, since some horses take a smaller hind shoe.



The unique design of the Ground Control Horseshoe shape fits both front (usually round) and hind (usually oval) hooves. Just trim the shoe to fit the horse's hoof shape using the helpful trim guide that is imprinted on the shoe if required for a round hoof. If there is a choice between a larger or smaller size, we recommend the larger. Achieve a custom fit by rasping off excess urethane, fitting shoe to the hoof.

If you are receiving this chart by fax or pdf, check measurements against a ruler first as some distortion may occur. →

**Test that
this box
is 1" x 1"
square**