

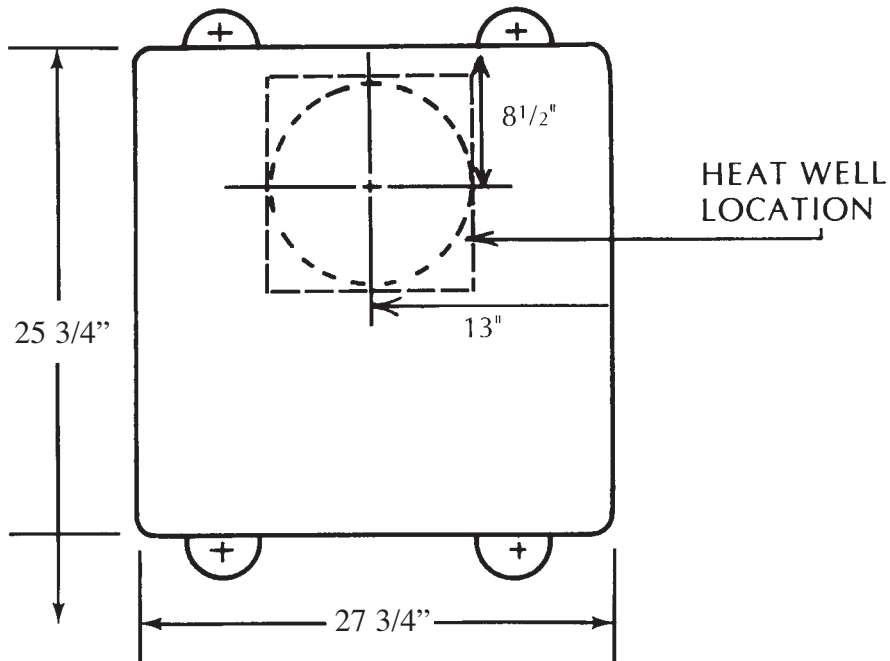


**Model
#3330E**
Beef - Dairy - Horses
Waterer
Electric

#3330E Specifications

1 - 8 3/4" opening / Ball closure / Electric


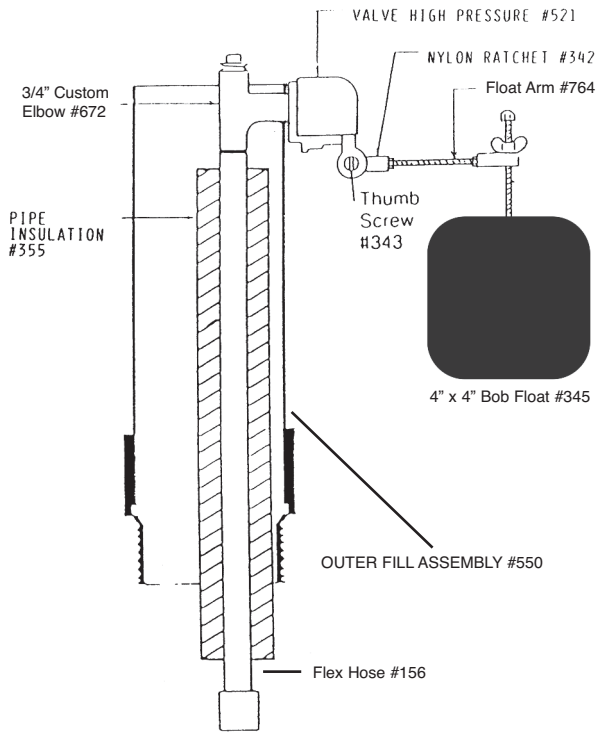
Capacity	Gallons	Dimensions	Weight
50 Hd. Beef 25 Hd. Dairy	15 (57 Liters)	26" x 28" x 14" tall (66 x 71 x 36 cm)	57# (26 Kg)



We recommend all anchor bolts be drilled in after the tank is set because dimensions may vary.

PARTS PRICE LIST FOR #3330E

Founts manufactured before May 2016 use Part #673 -
3/4" Special "T" (\$11.55) in place of Part #672



Part #	Description
447	Top assembly complete
433	Top gasket 98"
544	Lid bracket
545	1/4" x 1" S.S. bolt
604	Inspection plug
712	Inspection plug gasket
449	9" drinker ball
900	Base assembly complete
550	Outer fill pipe
700	5/16" x 2" S.S. lag bolt
347	5/16" x 3/4" S.S. washer
886	Inspection cap
887	Thermostat*
888	Heat element*
889	1/4" x 1 1/4" Truss H.D. bolt
890	Inspection cap gasket
893	Wire connector
452-5	#3330E parts bag
306	5/16" x 2" S.S. bolt
322	2" rubber drain plug
344	3/8" x 3 3/4" S.S. anchor bolt
351	3/8" S.S. washer
352	5/16" x 1" S.S. bolt
353	Anchor clip
699	3/8" S.S. nut
420	Bottom gasket 92"
919	Heat cable*
440	Valve assembly
521	Valve high pressure
672	3/4" custom elbow
451	Float assembly
342	Nylon ratchet
343	Brass thumb screw
345	4" x 4" bob float
932	Float arm
156	2' Flex Hose
355	Pipe insulation
400	Hose Clamp
396	3/4" Male x barb fitting