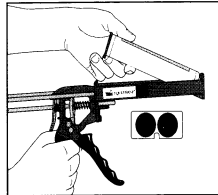
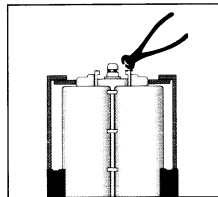


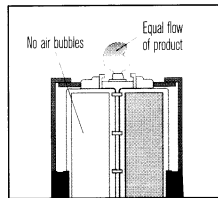
Preparing the Cartridge



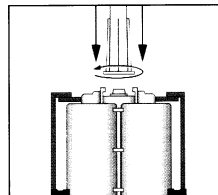
1. To load the cartridge in the gun, pull back the plunger, place cartridge in with label side up and notch side down as shown.



2. To open the cartridge, remove the tip at line with nippers.




3. Equalize the cartridge by squeezing out a small amount to ensure both sides are equal.



4. Attach a mixing tip by pressing and twisting clockwise.

20cc Cartridge Preparation



1. Clip off cartridge tip
2. Twist on Tip
3. Insert Plunger
4. Ready to Apply